

FX  **RIMUS**
The Safest Place To Trade

Copy Trading

How to Open Copy Trade Follower (Strategy Follower) Account & Copy Trade Provider (Strategy Provider) Account?

1. Log in to the [Client Area](#), click 'Platforms' in the left panel > choose 'Copy Trade'.
2. Click '**BECOME A STRATEGY FOLLOWER**' to become a Copy Trade Follower (Strategy Follower) or click '**BECOME A STRATEGY PROVIDER**' to become a Copy Trade Provider (Strategy Provider).

The screenshot displays the FXPRIMUS Client Area interface. On the left is a navigation menu with options: Dashboard, Profile, Trading Accounts, Deposits, Transfers, Promotions, Platforms (selected), Webtrader, Download MT4, PAMM, Copy Trade, Trading Central, Tools, and Support. The main content area is titled 'Platforms / Copy Trade' and features a 'Copy Trading NOW AVAILABLE' banner. Below the banner is a descriptive paragraph: 'Copy TOP traders strategies and see your passive income growing, regardless of your level of trading experience. Let others' experience, analyses, and strategies work for you, with no effort! Consider yourself a trading pro? Sign up as a Strategy Provider and earn when others copy your strategy.' Two columns of benefits are presented: 'Benefits for Followers' and 'Benefits for Providers'. Each column includes a list of advantages with corresponding icons and a 'BECOME A STRATEGY FOLLOWER' or 'BECOME A STRATEGY PROVIDER' button at the bottom.

Benefits for Followers

- Automatically build an investment portfolio based on TOP traders strategies.
- Use the Web-terminal for real-time charts and trade directly on the web.
- Access to a global network of more than 300+ strategy providers to choose from.
- A variety of trade & risk allocation methods available.
- Withdraw your investments at any time.

Benefits for Providers

- More choices of fee model for strategy providers to earn from.
- Direct access to an extensive network of investors globally.
- Instant rebate payouts instead of daily or weekly.
- Automatic fee calculation.

Copy Trade for Strategy Follower

Benefits for Followers

- Automatically build an investment portfolio based on TOP traders' strategies.
- Use the Web-terminal for real-time charts and trade directly on the web.
- Access to a global network of more than 300+ strategy providers to choose from.
- A variety of trade & risk allocation methods are available.
- Withdraw your investments at any time.

Registration Steps for Follower

1. Choose the Strategy Provider from **'Ratings'** which shows the list of Providers and their trade details. More trade details appear when you click **'Profile'** on the Provider.

The screenshot shows the 'Ratings' page on the FXPRIMUS platform. The 'Ratings' tab is selected in the top navigation bar. Below the navigation, there is a search bar and tabs for 'Top' and 'Watchlist'. A 'Filters' button is on the left, and 'Order By' (Rating) and 'Sorting direction' (Ascending) are on the right. The main content area displays four provider cards: AntiRelax, FREEEEEEDOM, Gr Val, and HornKing. Each card shows a performance chart and a table of metrics. The 'AntiRelax' card has a 'Profile' button circled in red.

Provider	Return (total)	Total profit	Return (total)	Total profit	Return (total)	Total profit	Return (total)	Total profit
AntiRelax	186.45%	\$5,066.08	51.72%	\$3,019.47	3.96%	\$39.96	-99.7%	-\$199.86
FREEEEEEEDOM	51.72%	\$3,019.47	3.96%	\$39.96	-99.7%	-\$199.86	-	-
Gr Val	3.96%	\$39.96	-	-	-	-	-	-
HornKing	-99.7%	-\$199.86	-	-	-	-	-	-

2. Click **'Invest'** to start following the Provider.

The screenshot shows the 'AntiRelax' provider profile page. The 'Invest' button is circled in red. The page displays various performance metrics and a return chart.

Metric	Value
Total profit	\$5,066.08
Max profit	186.45%
Return (total)	186.45%
Deposits (1M)	\$0.00
Balance	\$0.00
Volume (1M)	0.00
Average profit	11.59%
Return (1M)	64.32%

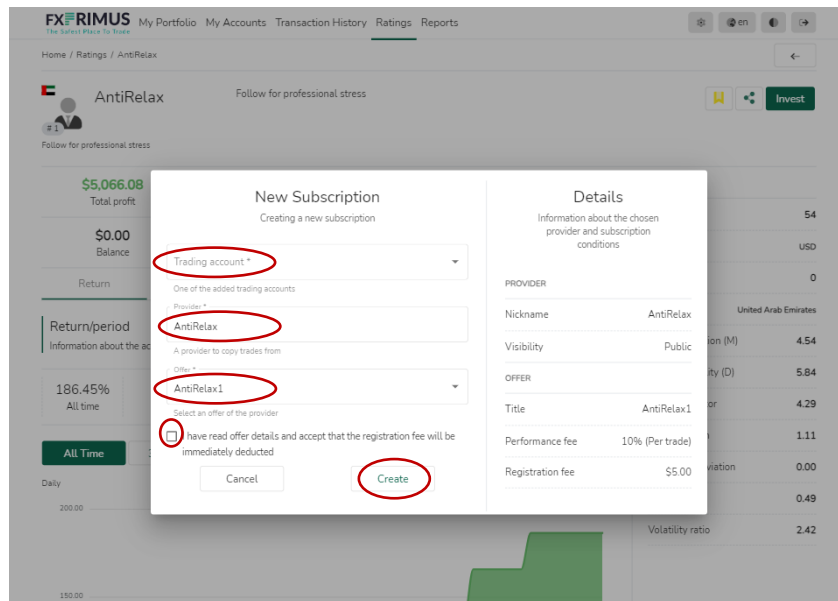
Return/period
Information about the account's return changes over time

Period	Return
All time	186.45%
Year	-
Half year	-
Quarter	-
Month	64.32%
Week	0%
Day	0%

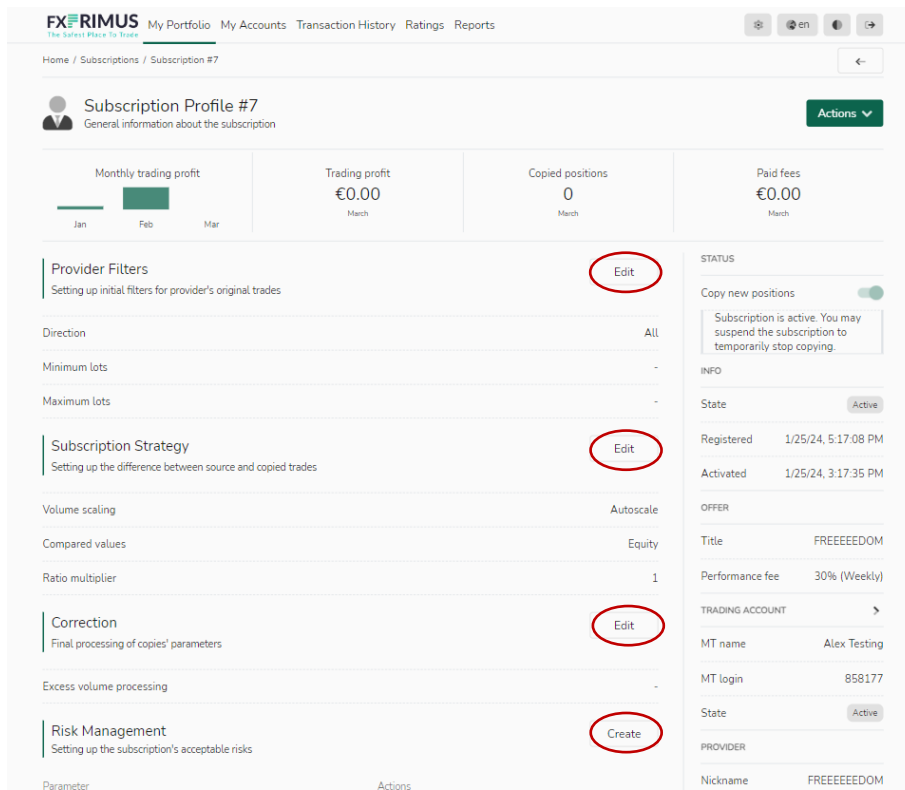
INFO

Age (Days)	54
Currency	USD
Leverage	0
Country	United Arab Emirates
Return deviation (M)	4.54
Return volatility (D)	5.84
Recovery factor	4.29
Absolute gain	1.11
Downside deviation	0.00
Sharpe ratio	0.49
Volatility ratio	2.42

- Also, the necessary sections in the **“New Subscription”** page must be completed to Subscribe.



- Once subscribed, click **‘Edit’** on **‘Provider Filters’**, **‘Subscription Strategy’**, **‘Correction’**, and **“Create”>‘Risk Management’** to set up and filter the Provider’s trades that the Follower wants to copy.



5. Click 'Actions' and choose 'Activate' to start copying the Provider's trades

The screenshot shows the 'Subscription Profile #7' page. At the top right, the 'Actions' dropdown menu is open, with 'Activate' and 'Unsubscribe' options visible. The 'Activate' option is highlighted with a red circle. Below the menu, the page displays various subscription details and settings.

Trading profit	Copied positions	Paid fees
€0.00 March	0 March	€0.00 March

Provider Filters
Setting up initial filters for provider's original trades

Direction: All
Minimum lots: -
Maximum lots: -

Subscription Strategy
Setting up the difference between source and copied trades

Volume scaling: Autoscale
Compared values: Equity
Ratio multiplier: 1

Correction
Final processing of copies' parameters

Excess volume processing: -

Risk Management
Setting up the subscription's acceptable risks

Parameter: Actions

STATUS
Copy new positions:
Subscription is not active. To start copying, activate the subscription

INFO
State: Active
Registered: 3/1/24, 11:46:52 AM
Activated

OFFER
Title: FREEEEEDOM
Performance fee: 30% (Weekly)

TRADING ACCOUNT
MT name: Alex Testing
MT login: 858177
State: Active

PROVIDER
Nickname: FREEEEEDOM

The screenshot shows the 'Subscription Profile #7' page with an 'Activate' dialog box open. The dialog box contains the text 'Activate copying of positions' and 'New positions of the provider will start being copied'. The 'Activate' button in the dialog box is highlighted with a red circle.

Activate
Activate copying of positions

New positions of the provider will start being copied

Cancel Activate

6. Any fees deducted by the Provider shown in the 'Transaction History' section

The screenshot shows the 'Transaction History' section of the FXPRIMUS platform. The 'Transaction History' menu item is circled in red. Below the header, there is a 'Transaction History' title with a 'List of fee payments' subtitle. A 'Filters' button is on the left and a 'Refresh' button is on the right. The main content is a table with the following columns: Transaction, Account, MT order, Amount, Sender, Recipient, and Processed. The table lists several performance fees with their respective amounts and dates.

Transaction	Account	MT order	Amount	Sender	Recipient	Processed
Performance fee #203 (Processed)	858177	45989353	→ €413.91 Balance	Subscription #7	FREEEEEEEDOM	2/25/24, 12:05:15 AM
Performance fee #199 (Processed)	858177	45983779	→ €47.64 Balance	Subscription #6	AntiRelax	2/15/24, 10:56:16 AM
Performance fee #191 (Processed)	858177	45983771	→ €25.87 Balance	Subscription #6	AntiRelax	2/15/24, 10:51:46 AM
Performance fee #181 (Processed)	858177	45982667	→ €3.30 Balance	Subscription #6	AntiRelax	2/13/24, 1:20:16 PM
Performance fee #173 (Processed)	858177	45982202	→ €26.00 Balance	Subscription #6	AntiRelax	2/12/24, 6:14:15 PM
Performance fee #163 (Processed)	858177	45982192	→ €8.93 Balance	Subscription #6	AntiRelax	2/12/24, 6:09:45 PM
Performance fee #153 (Processed)	858177	45982069	→ €6.79 Balance	Subscription #6	AntiRelax	2/12/24, 1:32:15 PM

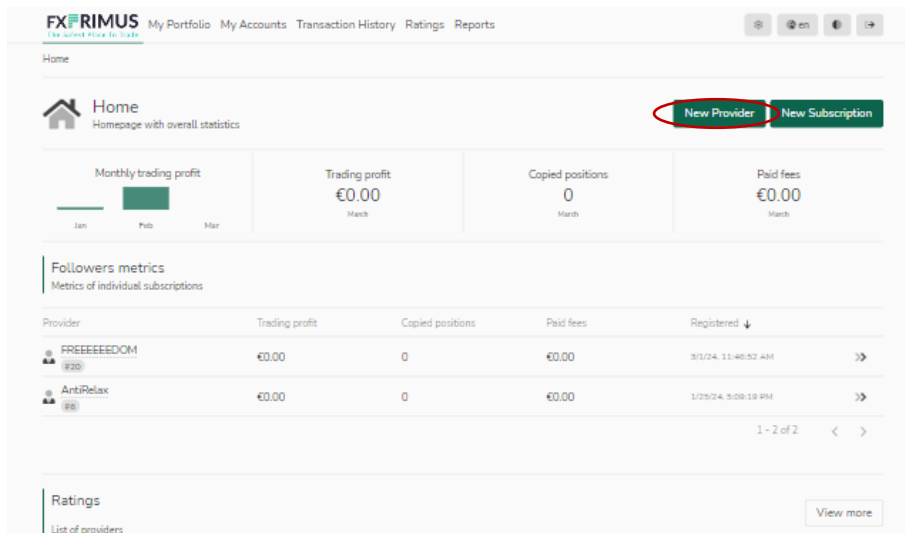
Copy Trade for Strategy Provider

Benefits for Providers

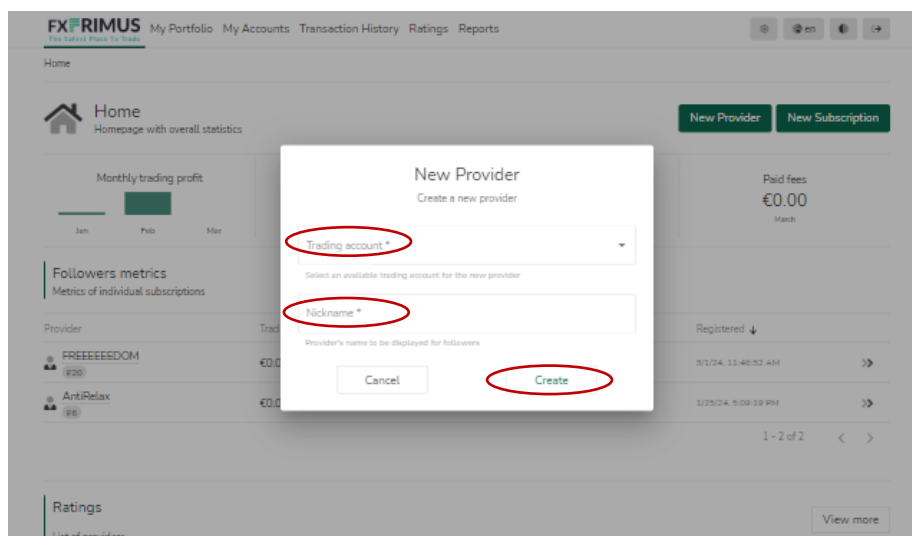
- More choices of fee model for strategy providers to earn from.
- Direct access to an extensive network of investors globally.
- Instant rebate payouts instead of daily or weekly.
- Automatic fee calculation.

Registration Steps for Provider

1. Click **'New Provider'** to start creating the Provider details.



2. Choose the **'Trading account'** and create a **'Nickname'** of the Provider name.



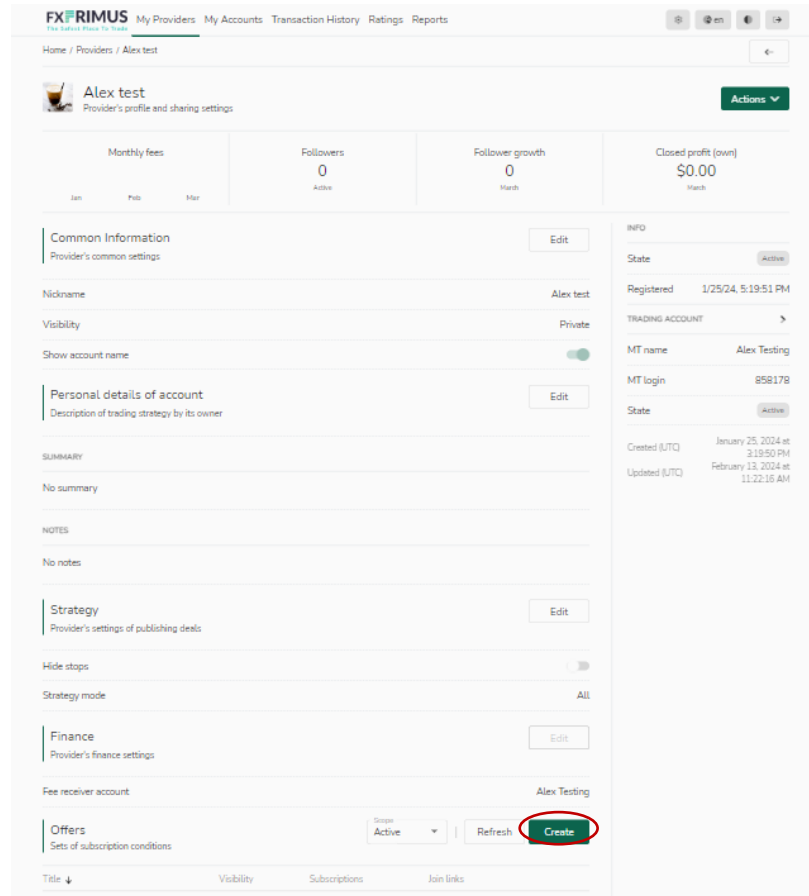
3. Click 'Edit' to set up and edit the 'Common Information', 'Personal details of account', 'Strategy' sections.

The screenshot displays the user profile page for 'Alex test' on the FXPRIMUS platform. The page is divided into several sections, each with an 'Edit' button circled in red:

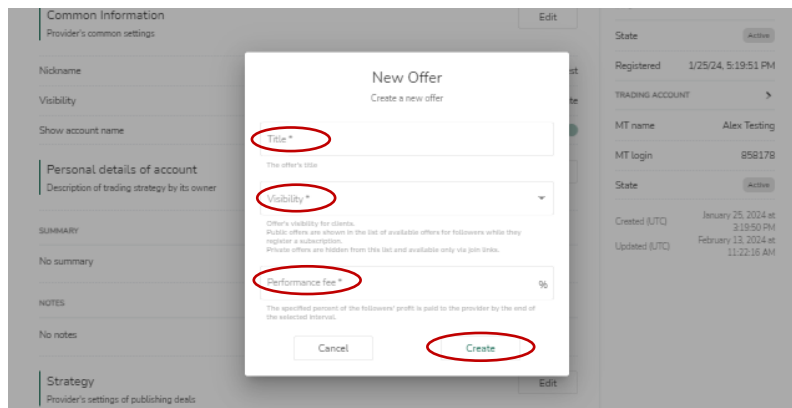
- Common Information:** Provider's common settings. Includes fields for Nickname (Alex test), Visibility (Private), and Show account name (checked).
- Personal details of account:** Description of trading strategy by its owner. Includes a SUMMARY section (No summary) and a NOTES section (No notes).
- Strategy:** Provider's settings of publishing deals. Includes a Hide stops toggle (checked) and a Strategy mode dropdown (All).
- Finance:** Provider's finance settings. Includes a Fee receiver account field (Alex Testing).
- Offers:** Sets of subscription conditions. Includes a dropdown menu (Active), Refresh, and Create buttons. A table below shows one offer: 'Test offer' (Active), Public visibility, 0 subscriptions, and 1 join link.

On the right side, there is an 'INFO' section with details like State (Active), Registered date (1/25/24, 5:19:51 PM), TRADING ACCOUNT (Alex Testing), MT login (858178), and State (Active). It also shows creation and update timestamps.

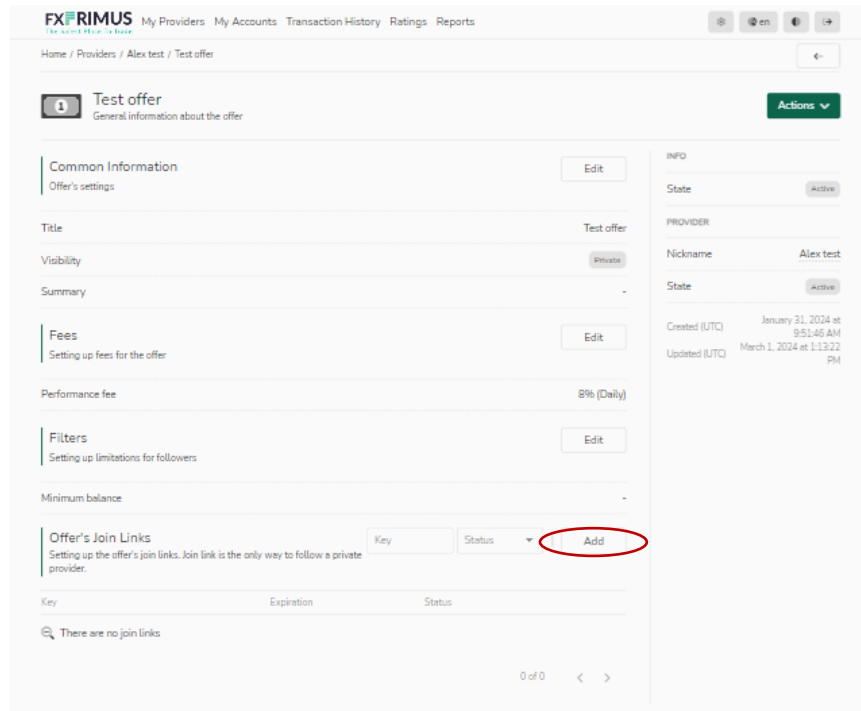
- To create an Offer, click **'Offers' > 'Create'**.



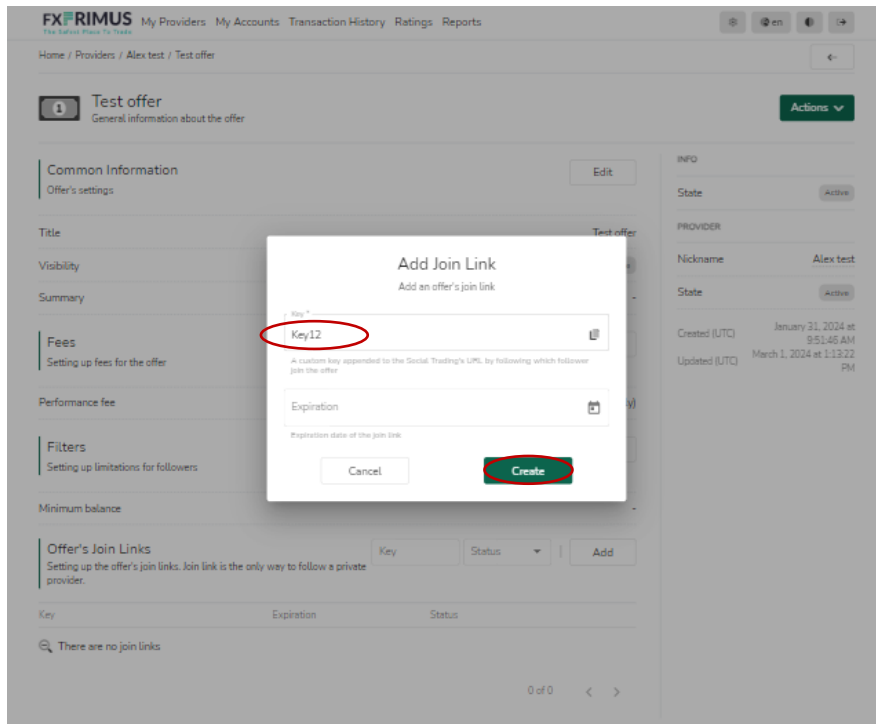
- Set up **'Title', 'Visibility', and 'Performance fee'** according to the steps and click **'Create'**.



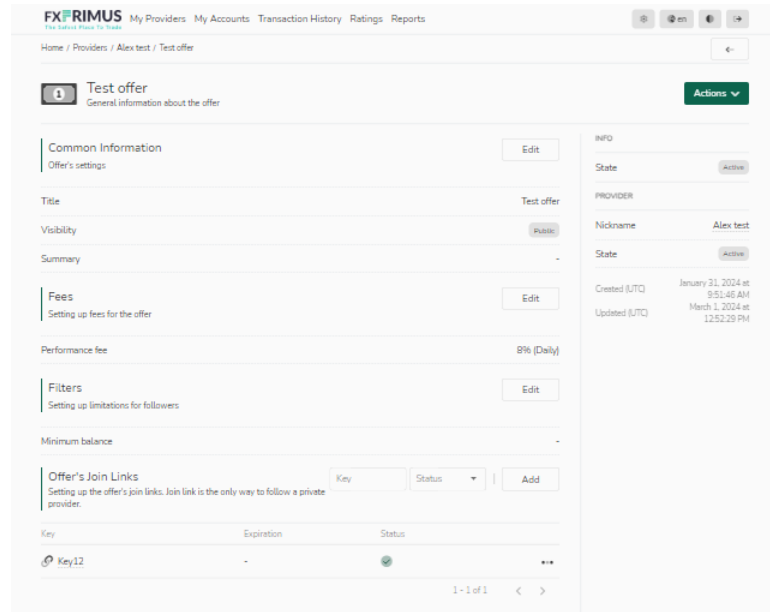
6. Offer's Join Link needs to be set up if the 'Visibility' is Private – click 'Add'.



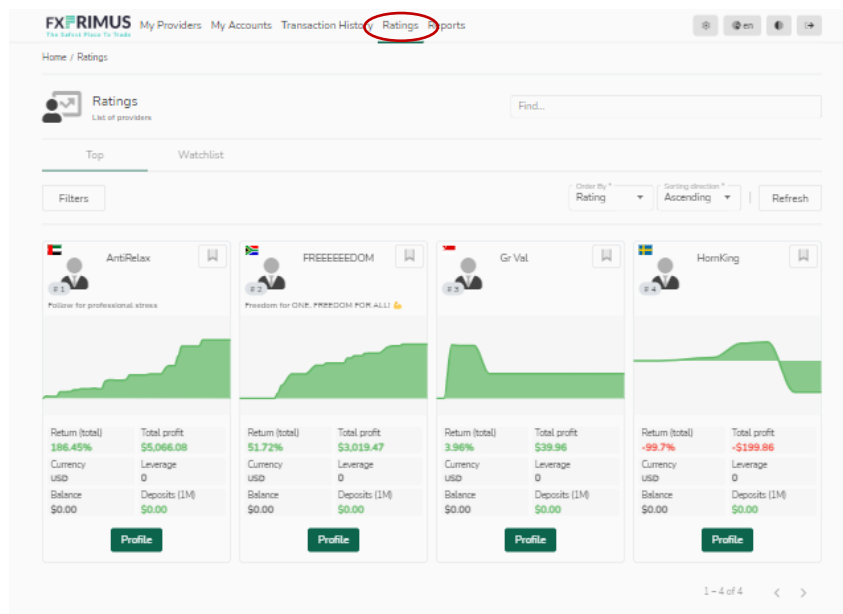
7. Complete the 'Key' and 'Expiration'



8. The Offer is now complete.



9. The Provider appears in the 'Rating' section.



The products advertised are only available to clients under Primus Markets.
Trading on margin products involves high levels of risk.

Any opinions, news, research, analysis, prices or other information contained herein are provided as a general commentary and do not constitute an investment advice. FXPRIMUS does not accept liability for any loss or monetary damage, including without limitation any loss of profit, which may arise directly or indirectly from the use of or reliance on such information.